

UCDAVIS

Supply Chain
Management

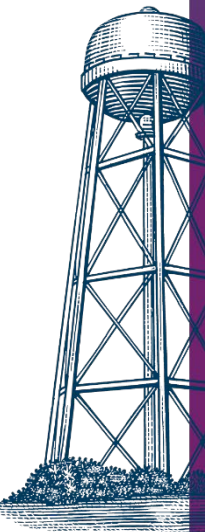
Lightning Talk: Sustainable Purchasing

Fall 2022 Supplier Showcase
October 26, 2022



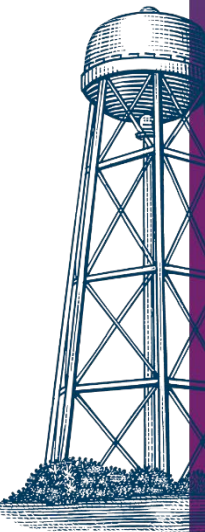
Today's Presenter

- Jim Hewlett, Training and Communications Analyst, Supply Chain Management
- I'm looking forward to sharing ways to make sustainable purchases!




Start with the 5 Rs

- **Reduce:** Buy only those things truly necessary.
- **Reuse:** Look for existing items that will fill the need.
- **Recycled:** Look for products made with recycled materials.
- **Resources:** Minimize resource use by consolidating orders.
- **Recycle:** Make your unused items available for others.



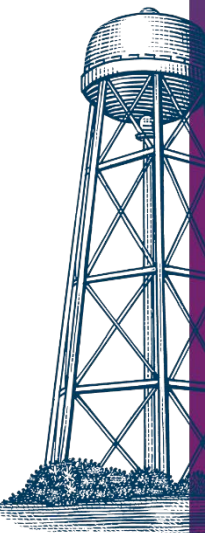
Consider All the “Costs” for each Purchase

- Consider the *overall* cost of each purchase.
- Costs includes the environmental and social impact of the purchase:
 - Whenever possible, purchase items with reduced or minimal environmental impact, as compared to other similar products/services that serve the same purpose.
 - Products/services can include attributes such as: recycled content, reduced energy consumption, reduced toxicity, reduced air and water pollution impact, materials efficiency (such as packaging), and disposal impact at the end of useful life.



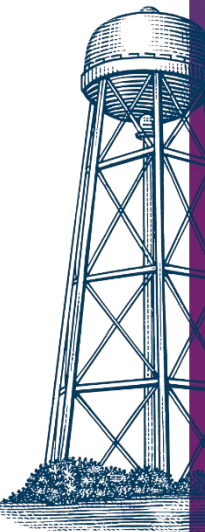
Ask Questions Before Purchasing!

- Is the purchase truly necessary?
- Are there existing items within the department that can meet the need?
- Is this a long-term need? Or will renting/borrowing fulfill a temporary need?
- Does the purchase have to be new?



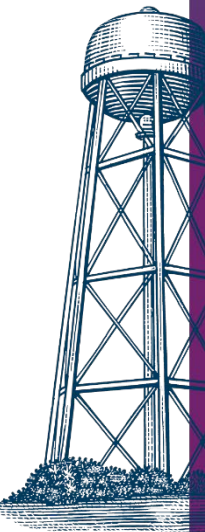
Make Use of Existing Resources

- In some cases, another department may have a similar item that can be borrowed.
- Making use of equipment already available on campus saves money and resources that would be needed to manufacture and ship the item.



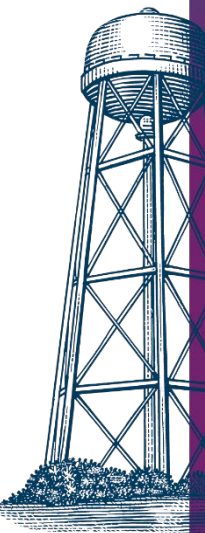
Shop Locally

- Buying goods locally reduces emissions associated with the transport of the item(s), and sometimes even waste from packaging materials.
- It also contributes to the local economy, which is good for all of us.




Shop Used

- The UC Davis unit of [AggieSurplus](#) recirculates equipment, furniture, and supplies no longer needed by departments.
- Items at [AggieSurplus](#) are generally available at a much lower cost than purchasing brand new.
- In addition to saving money, purchasing from [AggieSurplus](#) keeps items out of local landfills.




Purchase Recycled

- **AggieBuy**: There are product search filters that can help you easily locate sustainable goods in AggieBuy. AggieBuy also features biodegradable utensils/plates/napkins and other products in the **Green Events Catalog**, suitable for hosting a "Zero-Waste Event."
- **Recycled-Content Product Directory**: This State of California resource lists suppliers who sell recycled products, as well as products containing recycled materials.



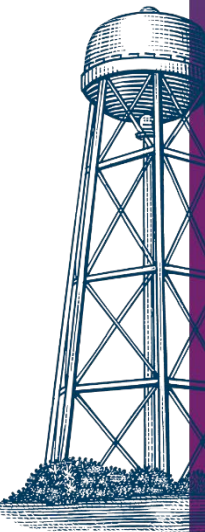
Other Tools for Locating Sustainable Items

- <https://supplychain.ucdavis.edu/procure-contract/guidelines/buy-green#tools>
- Tools include:
 - [Electronic Product Environmental Assessment Tool \(EPEAT\)](#)
 - [Energy Star](#)
 - [Environmentally Preferable Purchasing \(EPP\) Database](#)
 - [Forest Stewardship Council](#)
 - [Green Seal](#)
 - [Scientific Certification Systems](#)



Complete the Cycle!

- Complete the **AggieSurplus Service Request** (available on the [Forms page](#)) to properly request disposal of surplus items.
- Help other departments meet their sustainability goals by sending your surplus items to AggieSurplus!



Online Resource/Conclusion

- Buying Green: <https://supplychain.ucdavis.edu/procure-contract/guidelines/buy-green>
- Thanks for your time today!
- Any questions?

